

THE ALUMATIC™ RANGE OF ACCESS COVERS

The ideal access solution for all internal applications – education, healthcare, leisure, retail & catering projects

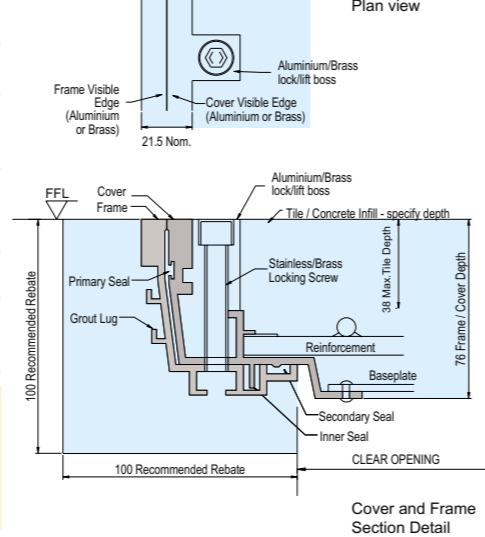
The Alumatic™ is fabricated from aluminium alloy 6063TF for low corrosion, brass or aluminium edging for a superior finish and has a number of unique features designed to improve not only appearance but also performance. The sections are tapered to assist cover removal. Joints are welded rather than mechanical joints to keep weight to a minimum with welded reinforcing bars. Galvanised base plate, lock and lift bosses to match the edging finish and two seals are fitted as standard. The primary dirt seal is replaceable and prevents the ingress of dust and dirt. The replaceable secondary neoprene seal prevents the ingress of gas, air and water. Lifting keys are screwed into the lifting boss to ensure smooth removal. As an option all covers can be fire integrity rated for up to 2 hours in accordance with BS476. All variations to the standard specification can be accommodated.

ALUMATIC™ RECESSED



- Aluminium or brass show edges allowing up to 6mm grinding tolerance
- Locked and replaceable double neoprene seals
- Use of the third inner grease/neoprene seal ensures a complete gas air & watertight seal
- Suitable for up to 5.0T slow moving wheel load (when filled to spec with C40 grade concrete)
- Suitable for up to 38mm tile/floor finish infill
- Available in single, multiple, beamed multiple and continuous duct incorporating bends and splays
- Specification detail – Arcova (UK) 'Alumatic™ Recessed' cover and frame, locked and triple sealed with brass edging to suit 600x600mm clear opening for 5.0T SMWL Ref: AL4A 60 60 BE

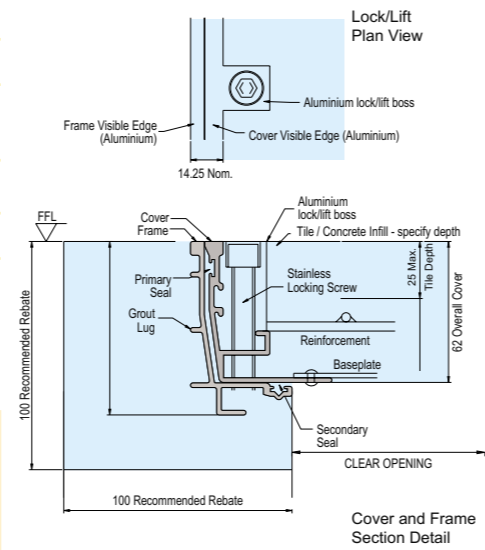
sales@arcova.co.uk technical@arcova.co.uk
www.alumatic.co.uk www.arcova.co.uk



ALUMATIC™ LITE RECESSED



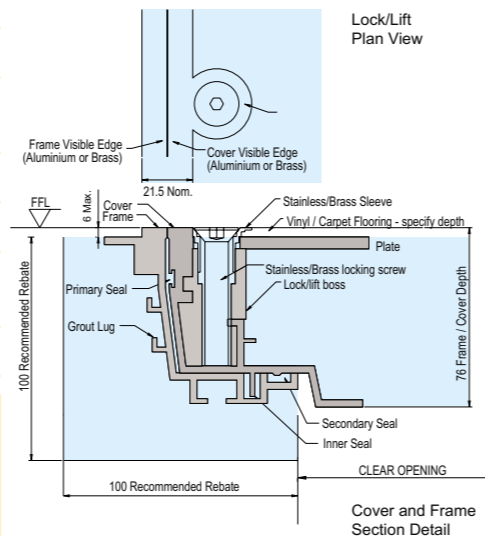
- Aluminium edged only
- Locked and replaceable double neoprene seals
- Suitable for up to 1.5T slow moving wheel load (when filled to spec with C40 grade concrete)
- Suitable for up to 25mm tile/floor finish infill
- Available in single units
- Specification detail – Arcova (UK) 'Alumatic™ Lite Recessed' cover and frame, locked and double sealed to suit 600x600mm clear opening for 1.5T SMWL Ref: AL2 60 60




ALUMATIC™ VINYL



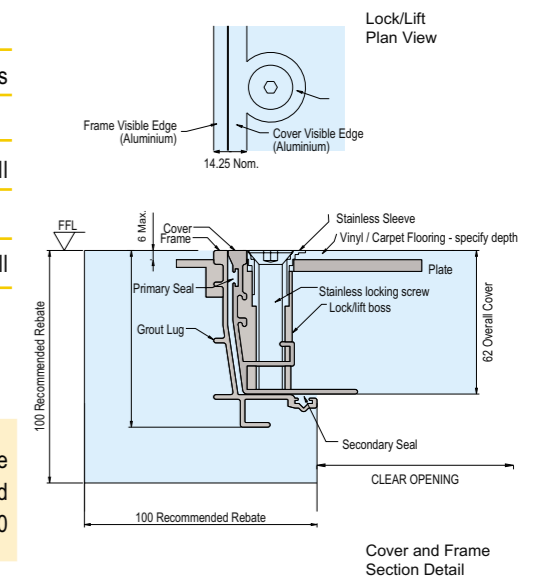
- Aluminium or brass show edges
- Locked and replaceable double neoprene seals
- Use of the third inner grease/neoprene seal ensures a complete gas air & watertight seal
- Suitable for up to 1.5T slow moving
- Suitable for up to 6mm vinyl finish infill
- Available in single, multiple, beamed multiple and continuous duct incorporating bends and splays
- Lightweight with no need for concrete infill
- Specification detail – Arcova (UK) 'Alumatic™ Vinyl' cover and frame, locked and triple sealed with brass edging to suit 600x600mm clear opening Ref: ALV2 60 60 BE




ALUMATIC™ LITE VINYL



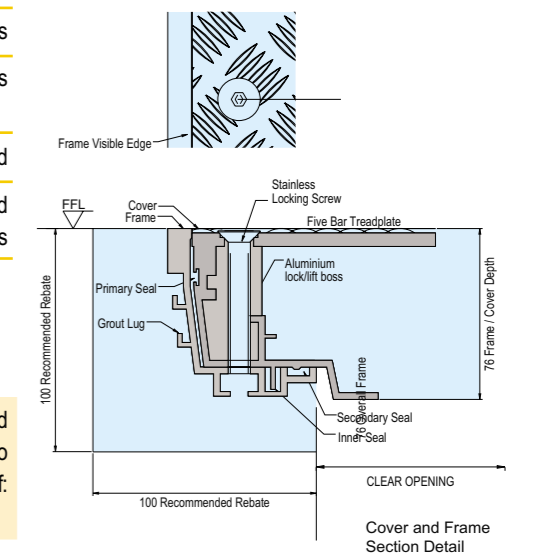
- Aluminium show edges
- Locked and replaceable double neoprene seals
- Suitable for pedestrian duty loading
- Suitable for up to 6mm vinyl finish infill
- Available in single units
- Lightweight with no need for concrete infill
- Specification detail – Arcova (UK) 'Alumatic™ Lite Vinyl' cover and frame, locked and double sealed to suit 600x600mm clear opening Ref: ALV2 60 60



ALUMATIC™ SOLID TOP



- Five bar pattern non slip tread plate surface
- Locked and replaceable double neoprene seals
- Use of the third inner grease/neoprene seal ensures a complete gas, air & watertight seal
- Suitable for up to 2.5T slow moving wheel load
- Available in single, multiple, beamed multiple and continuous duct incorporating bends and splays
- Specification detail – Arcova (UK) 'Alumatic™ Solid Top' cover and frame, locked and triple sealed to suit 600x600mm clear opening for 2.5T SMWL Ref: ALS 3 60 60



ALUMATIC™ PARQUET



- Aluminium or brass show edges
- Locked and replaceable double neoprene seals
- Use of the third inner grease/neoprene seal ensures a complete gas air & watertight seal
- Suitable for pedestrian/1.5T slow moving wheel load
- Suitable for up to 30mm wood block finish infill
- Available in single, multiple, beamed multiple and continuous duct incorporating bends and splays
- Lightweight with no need for concrete infill
- Specification detail – Arcova (UK) 'Alumatic™ Parquet' cover and frame, locked and triple sealed with brass edging to suit 600x600mm clear opening for 1.5T SMWL Ref: ALP 2 60 60 BE

